




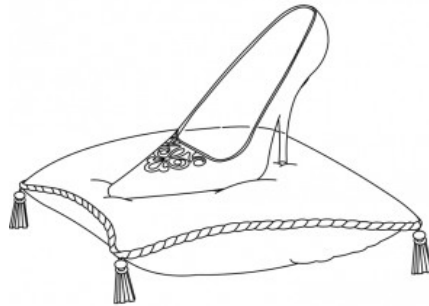
Sheet A

Aschenputtel (by Brothers Grimm)

(In German): Today we will talk and learn more about Aschenputtel and the narrative past. You will have a total of about 40 minutes to complete this task. Don't worry, I will remind you of the time.

Aufgabe 1: (10 minutes)

You and your partner each have three different pictures showing either an important character from the fairy tale, a key object or a key scene. Your partner is not allowed to see your pictures. Instead, you have to describe **two** of them to your partner as accurately as possible. Your partner then has to draw what he or she hears into the first two empty boxes on the worksheet. After this, you switch roles, and your partner describes his/her pictures and you draw. As for the third empty box, you both have to agree on another important character, object or scene from the fairy tale who/that you think is crucial to the story line. Draw this picture as well and discuss your choices with each other.



Aufgabe 2: (2 minutes)

Number the pictures. In what order would they appear in a story book or similar, retelling the story?

Aufgabe 3: (5 minutes to prepare + 8 minutes to tell the story)

You will now have to retell the story in your own words. It can be more of a summary. The important element, however, is that you change **three** aspects of the story. The stepmother, could, for example be the stepfather, the pumpkin could be a watermelon etc. etc. Be creative. But make sure to mention all key characters and moments (in either original form or altered form) of the fairy tale. Also use the **narrative past**. You may take a few notes, but don't write the complete story down.

The tell your story to your partner (and vice versa). Both of you have to identify the three changes the other added to the story.

Here is an example:

Aschenputtel *was* a young girl whose mother had died. She *lived* with her father who then *married* again. The new wife *became* Aschenputtel's stepmother, and her two sons *became* Aschenputtel's stepbrothers. All of them *were* very mean to her. One day, the king *had* a ball and *invited* all ugly girls in the country to attend. He *tried* to find a wife for his son. Aschenputtel's stepmother and stepbrothers *went* to the ball, but *did* not allow her to go. Aschenputtel *was* very sad. Friendly pigeons *helped* Aschenputtel to complete her chores at home and to find a dress for her. A fairy *turned* a pumpkin into a car, so Aschenputtel *had* a ride to the ball. The prince *was* very impressed by Aschenputtel and they danced for a long time. When Aschenputtel *had* to leave she *lost* a shoe. The prince, who *did* not know her name, *used* the shoe the next morning to find Aschenputtel. Many women *tried* the shoe, but it never *fit*. When the prince *saw* Aschenputtel he *told* her to try the shoe. It *fit!* They *got* married and *lived* happily ever after.

--> Can you find the three changes I made?

Room to take notes:

3 changes your partner made:

--	--	--

Aufgabe 4: (3 minutes to prepare + 8-10 minutes to tell stories)

Together with your partner decide which story you liked best. Maybe you even want to combine your stories? But don't forget, you can only have a **total of three changes**.

You have 3 minutes to decide and take a few more notes if needed. You then get paired up with another group. You will tell your story to the other group, and the other group will tell you their story.

Take notes (you will have to retell their story as your homework) and identify the three changes they have made.

Homework:

You will (orally) retell the story you have just heard from the other group. Make sure to use the narrative past and to include the group's three changes. If you are ready to record the story, go to online-voice-recorder.com. Record your story, save the mp3 file and upload it to the fairy tale forum on D2L (create a new blog entry).

You will also have to listen to 2 recordings other students made. On D2L you will find a list with your name and 2 other names assigned to you next to it. Find the two students blog entries/recordings, listen to them, and pay attention to the correct/incorrect use of the narrative past. You will then have to assign points from 1-10 in two categories: Content and use of narrative past. Explain your choice in 2-3 sentences.

With permission of the respective students, I will play 1 or 2 of the recordings that received most points in class.

You will be graded based on your recording (can it be understood, is the story line coherent, did you use the narrative past?) and also on the feedback you provide (can you identify the narrative past when you hear it, did you understand the story line?).




Sheet B

Aschenputtel (by Brothers Grimm)

(In German): Today we will talk and learn more about Aschenputtel and the narrative past. You will have a total of about 40 minutes to complete this task. Don't worry, I will remind you of the time.

Aufgabe 1: (10 minutes)

You and your partner each have two different pictures showing either an important character from the fairy tale, a key object or a key scene. Your partner is not allowed to see your pictures. Instead, you have to describe them to your partner as accurately as possible. Your partner then has to draw what he or she hears into the first two empty boxes on the worksheet. After this, you switch roles, and your partner describes his/her pictures and you draw. As for the third empty box, you both have to agree on another important character, object or scene from the fairy tale who/that you think is crucial to the story line. Draw this picture as well and discuss your choices with each other.



Aufgabe 2: (2 minutes)

Number the pictures. In what order would they appear in a story book or similar, retelling the story?

Aufgabe 3: (5 minutes to prepare + 8 minutes to tell the story)

You will now have to retell the story in your own words. It can be more of a summary. The important element, however, is that you change **three** aspects of the story. The stepmother, could, for example be the stepfather, the pumpkin could be a watermelon etc. etc. Be creative. But make sure to mention all key characters and moments (in either original form or altered form) of the fairy tale. Also use the **narrative past**. You may take a few notes, but don't write the complete story down.

The tell your story to your partner (and vice versa). Both of you have to identify the three changes the other added to the story.

Here is an example:

Aschenputtel *was* a young girl whose mother had died. She *lived* with her father who then *married* again. The new wife *became* Aschenputtel's stepmother, and her two sons *became* Aschenputtel's stepbrothers. All of them *were* very mean to her. One day, the king *had* a ball and *invited* all ugly girls in the country to attend. He *tried* to find a wife for his son. Aschenputtel's stepmother and stepbrothers *went* to the ball, but *did* not allow her to go. Aschenputtel *was* very sad. Friendly pigeons *helped* Aschenputtel to complete her chores at home and to find a dress for her. A fairy *turned* a pumpkin into a car, so Aschenputtel *had* a ride to the ball. The prince *was* very impressed by Aschenputtel and they danced for a long time. When Aschenputtel *had* to leave she *lost* a shoe. The prince, who *did* not know her name, *used* the shoe the next morning to find Aschenputtel. Many women *tried* the shoe, but it never *fit*. When the prince *saw* Aschenputtel he *told* her to try the shoe. It *fit!* They *got* married and *lived* happily ever after.

--> Can you find the three changes I made?

Room to take notes:

3 changes your partner made:

--	--	--

Aufgabe 4: (3 minutes to prepare + 8-10 minutes to tell stories)

Together with your partner decide which story you liked best. Maybe you even want to combine your stories? But don't forget, you can only have a **total of three changes**.

You have 3 minutes to decide and take a few more notes if needed. You then get paired up with another group. You will tell your story to the other group, and the other group will tell you their story.

Take notes (you will have to retell their story as your homework) and identify the three changes they have made.

Homework:

You will (orally) retell the story you have just heard from the other group. Make sure to use the narrative past and to include the group's three changes. If you are ready to record the story, go to online-voice-recorder.com. Record your story, save the mp3 file and upload it to the fairy tale forum on D2L (create a new blog entry).

You will also have to listen to 2 recordings other students made. On D2L you will find a list with your name and 2 other names assigned to you next to it. Find the two students blog entries/recordings, listen to them, and pay attention to the correct/incorrect use of the narrative past. You will then have to assign points from 1-10 in two categories: Content and use of narrative past. Explain your choice in 2-3 sentences.

With permission of the respective students, I will play 1 or 2 of the recordings that received most points in class.

You will be graded based on your recording (can it be understood, is the story line coherent, did you use the narrative past?) and also on the feedback you provide (can you identify the narrative past when you hear it, did you understand the story line?).